



## Takemoto Colour Selection

Compatible Component



We have commenced Inventory sales of the bottles listed in the table below in 3 of the most popular colours from the Takemoto Colour Selection.



DARK BLUE

OLIVE GREEN

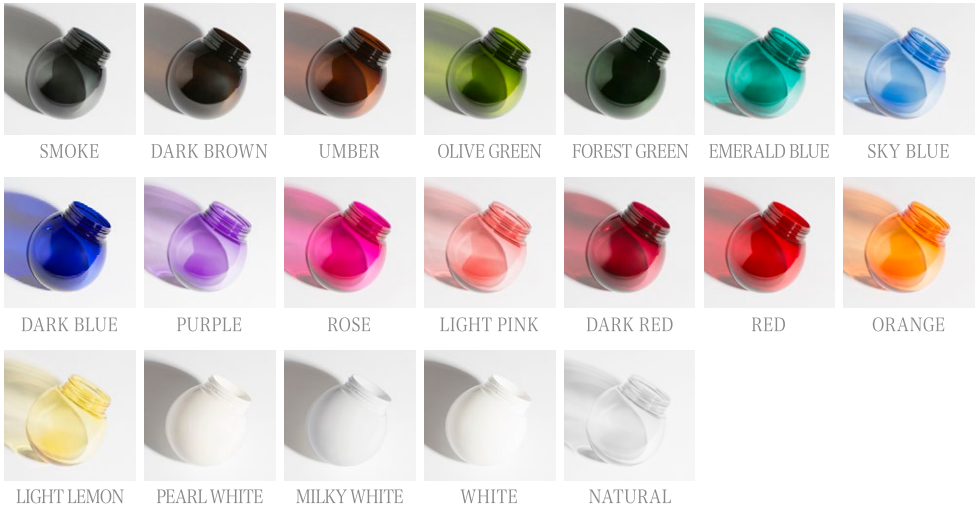
DARK BROWN

Series Name	Accessory	Product	Squeezability	入数
 PEPI Series	24/410 (P) Accessories	PEPI-100	△	288
		PEPI-120	△	288
		PEPI-150	○	270
		PEPI-200	○	144
		PEPI-300	○	105
	33/410 (Y) Accessories	PEPI-500 II	×	90
 PEMI Series	20/410 (PPS) Accessories	S-PEMI-30	△	630
		S-PEMI-50	△	450
		PEMI-80AK	△	352
		PEMI-100A	○	320
		PEMI-120A	○	288
	24/410 (P) Accessories	PEMI-150A	○	180
		PEMI-200A	○	144
		PEMI-300	○	126
	33/410 (Y) Accessories	PEMI-500 II	×	90

※These bottles are moulded with BIO-PET (Approx. 27% plant-based)

※Certain accessories are not compatible. Please contact the Takemoto Sales Department for details.

Made to order production of selected bottles is possible from lots of 1,000 pcs. using the Takemoto Colour Selection. \* Please contact the Takemoto Sales Department for details.



— Inventory accessories now available in additional colours —

We have commenced inventory sales of certain standard accessories in additional colours such as natural (N) and black (B). Recommended for use with coloured inventory bottles.

	Product	Inventory Colours	Orifice Dia.
24/410 (P) Accessories	P-27 Flip-Top Cap (R)	W/N/B	3.0 φ
	PIIN Flip-Top Cap (2.4) / (4.0)	W/N/B	2.4 φ / 4.0 φ
	P III Flip-Top Cap (R)	W/N/B	5.0 φ
	PB-V35 Cap	W/B	-
	P-27 Cap with inner	W/B	-
20/410 (PPS) Accessories	PPS II Flip-Top Cap	W/N/B	2.5 φ
	PPS III Flip-Top Cap	W/N/B	2.5 φ
	PPS Disc Cap	W/B	-
	PPS Cap with inner	W/B	-
	PD0220A Pump	W/MW/B	-
	PD0220CB Pump	W/MW/B	-
33/410 (Y) Accessories	PMP / YS Cap	W/B	-

※ Newly added colours are indicated in red.

※ (W): White/ (MW): Milky White/ (N): Natural/ (B): Black